

# Machine learning Models for Quality of Children's Lives

Bloti Teh  
George Mason University  
bteh@gmu.edu

Srisuda Kittisupakorn  
George Mason University  
skittisu@gmu.edu

**Abstract**—Electoral system design is a key component of a democratic regime. The design of an electoral system may increase the driving force of political change. If the electoral system does not go well, it will lead to a deterioration of democracy or political stability. Gerrymandering is the one factor of unfair political advantage of the electoral system. This is not a new problem in the United States. Due to irregularity of legislative district shapes for election, majority of Americans are concerned about unfairness of political polarization affecting their quality of life especially in Texas where the high rank state of gerrymandering problem in the United States is. As the results, gerrymandering in Texas affects quality of life in terms of material welfare (according to GNP), health and political stability and safety.

**Index Terms**—Representative Democracy, Underrepresented Voters, Congressional District, Machine learning

## I. INTRODUCTION

Inherently, democracy is not flawless. The majority does not always vote the right leaders into offices. Despite its flaws, it is incumbent upon all citizens of their individual democratic nations, states, districts, etc. to ensure that democracy works for all. It is evident that silence eventually kills democracy and fuels autocratic inclination, which leads to bad governance and instability. However, the people have the power to guide the direction of a country. It is impossible for all people to rule the country at the same time. Therefore, it is necessary to select their representatives to act on their behalf deeming to benefit the public according to the way they require [12]. Americans believe that their representatives shall improve their quality of life. According to a dataset from Latin America study, people engaged in political activities are more satisfied with their lives because they feel autonomous, competent, and relevant [15] and Winters, 2008). However, some factors of the process are unfair for election representatives [1]. The main problem is that found in the United State is gerrymandering.

For the remaining representative democracy, all voters have knowledge of the effect of unfair rezone. If the political partisans change zone voters for their proposals, those powers can maintain ongoing control of administration and legislation affecting the populace. It is not to announce for people in Texas, but the people in other states can understand the effect of gerrymandering problems on their quality of life. In such cases, underrepresented voters can suffer real, measurable harms, such as insufficient funding, access to housing and services, poor educational opportunities, and more.

## II. LITERATURE REVIEW

### A. Gerrymandering

Gerrymandering is a widespread problem around the world. There are many research focused on gerrymandering. Gerrymandering is a practice that deliberately creates a political advantage for a political party over the other party by manipulating district boundaries [16].

In 1812, gerrymandering was used to change the electoral district to win the election of the Senate. The governor, Elbridge Gerry of Massachusetts, established this origin concept. Governor Gerry's approach at the time was very groundbreaking [6]. The gerrymandering has two tactics as shown in figure 1 [16] [11].

The example showed that there are fifty people in a tiny stage. Thirty people belong to the yellow party, while others belong to the green party. If the stage needs to divide into five districts, the perfect ideal shall be blue sixty percent for three seats and red forty percent for two seats. It is easy to draw to meet the ideal concept as proportionate outcomes. The two disproportionate outcomes can be divided by two processes. First process is a packed district. It is drawn to include as many of the opposing party's voters as possible. This process helps the yellow party win surrounding districts where the opposition's strength has been diluted to create the packed district. The other process is called Cracking. It is the opposite packed process. It splits up clusters of opposition voters among several districts, so that they will be outnumbered in each district [11].

### B. study area

The template is used to format your paper and style the text. All margins, column widths, line spaces, and text fonts are prescribed; please do not alter them. You may note peculiarities. For example, the head margin in this template measures proportionately more than is customary. This measurement and others are deliberate, using specifications that anticipate your paper as one part of the entire proceedings, and not as an independent document. Please do not revise any of the current designations. Texas is a state in the South-Central region of the United States. It is located at latitude between 25°50' N to 36°30' N and longitude between 93°31' W to 106°39' W. The capital city of Texas is Austin. The population of Texas is around 29,360,759 in 2020, while the area of Texas is 695,662

Fig. 1. Figure 1

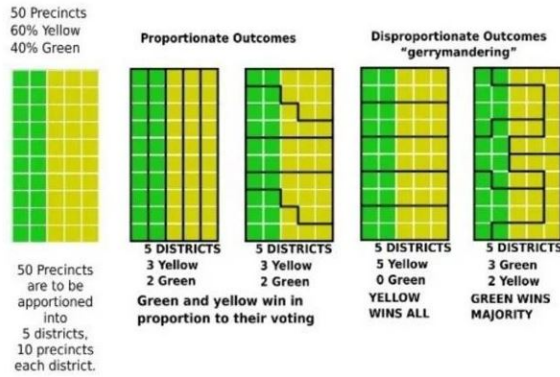


Fig. 1. Congressional district boundaries in Texas [11]

km2 which consists of land area 676,587 km2 and water area 19,075 km2.

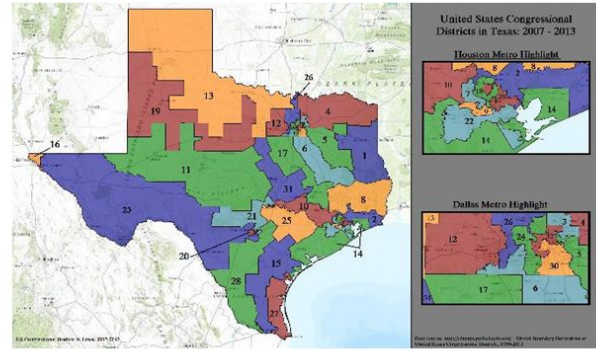
Since 1912, the United States has been divided into 435 congressional districts, each with a population of about 710,000 individuals. Each district elects a representative to the U.S. House of Representatives for a two-year term. According to competitive races across Texas in 2020, there are 36 delegations of congressional representatives consisting of 22 Republicans, 13 Democrats and 1 Vacancy [9]. Although Republicans held on to battleground seats in 2020, the Democrats had increased 2 seats from 2018.

about every ten years. The district boundaries define geographical boundaries, with each district within a state being geographically contiguous and having about the same number of state voters [1]. In Texas, there are 36 districts including which the congressional district boundaries in Texas between 2007 - 2013 and 2013 - present were shown in Figure 2.

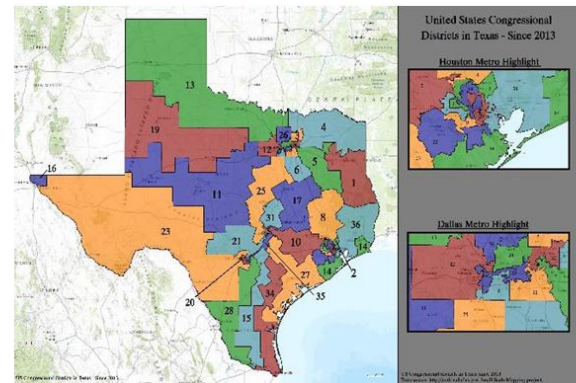
Texas Republican leaders, who have the right to all enforcement of the state government, declared and guaranteed that their state and legislative districts were drawn based on the past several electoral cycles without race or ethnicity. Due to some Texas's congressional districts, Americans still concerned about state and congressional zoning plans are used for maximizing partisan advantage and increasing political power [3]. The reason why the majority opinion believes that the divided electorate zone of Texas was improperly drawn is because they found strange shapes of congressional district boundaries in many districts such as the 2nd, 7th, 18th, 29th 33rd and 35th congressional districts of Texas which showed in Figure 4.

In the last decade, the population of Texas has increased rapidly, growing around 4.3 million, consisting 55 percent are Latinos and about 90 percent are nonwhite. These fast-growing color communities, the demand for representation will be increased also. However, Texas Republicans believe that adding the representatives are not suitable because it is probably going to be significant fights about whether they are

Fig. 2. Figure 2



(a) 2007 - 2013



(b) 2013 - Present

Fig. 2. (a) & (b) Congressional district boundaries in Texas [16]

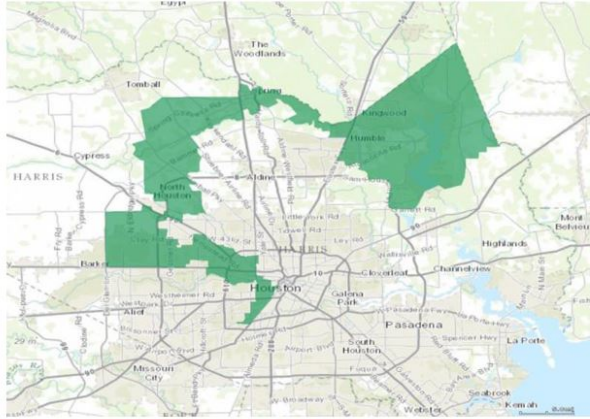
obligated to do that under the Voting Rights Act and other laws. In 2022, majority people believe that the congressional seat in Texas is going to increase from 36 seats to 39 seats depending on who controls the U.S. House of Representatives [14].

### C. Quality of life

Quality of life depends on the physical and mental health of the individual, the degree of independence, the social relationship with the environment, and other factors. The assessment of the quality of life is based on the individual value system and the cultural environment that he lives in [13]. Eurostat [5] proposes the wellbeing of its citizens for measuring quality of life. The framework of quality of life focuses on eight plus one dimensions that relate to the functional capabilities of citizens. While the last dimension represents the personal achievement of life satisfaction and self-defined wellbeing [5]. The dimension of quality of life was shown in figure 4.

Emotion and sentiment analysis of health data based on social media data is used in machine learning models [2]-[9]

Fig. 3. Fgiure 3



(a) 2<sup>nd</sup> Congressional District

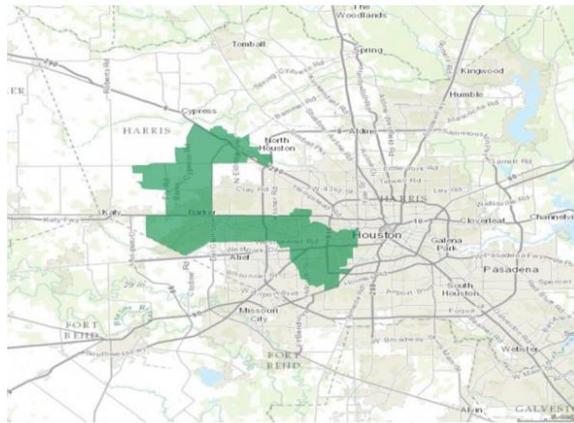


Fig. 4. Figure 4

Congress	District					
	1st	2nd	3rd	4th	5th	6th
111th	R	R	R	R	R	R
112th	R	R	R	R	R	R
113th	R	R	R	R	R	R
114th	R	R	R	R	R	R
115th	R	R	R	R	R	R
116th	R	R	R	R	R	R
117th	R	R	R	R	R	R

Remark: R is Republican, and D is Democratic

TABLE II. ELECTION RESULTS OF CONGRESSIONAL DISTRICT OF TEXAS

Congress	District					
	7th	8th	9th	10th	11th	12th
111th	R	R	D	R	R	R
112th	R	R	D	R	R	R
113th	R	R	D	R	R	R
114th	R	R	D	R	R	R
115th	R	R	D	R	R	R
116th	D	R	D	R	R	R
117th	D	R	D	R	R	R

Remark: R is Republican, and D is Democratic

[10] [5] [11], [12] [13], [11] [12] [14].

Generally, employers that evaluate the aspects of economical, socio-cultural, political environment, services of health care, education, transport, public sector as well as supply of products and services, aspects of natural conditions are used as indicators for evaluating and comparing people's quality of life in different countries. Application of machine learning models on social media [15]–[31] can help to get valuable insight about health data.

However, no research set criteria for studying the effect of gerrymandering on quality of life. This is because each of indicators has other external factors that affect both directly and indirectly on each indicator as well. Therefore, this research focuses on only the top three ranks of indicators of quality of life (material welfare (according to GNP), health and political stability and safety) for applying and analysis of the effects of gerrymandering in Texas.

#### D. Methods

The first methodology of this research was studying on the gerrymandering and quality of life. The state was selected for case study base on concerning congressional district and gerrymandering rank. Third, the key data were identified solving the relationship between gerrymandering and quality of life. The volume, types, sources, and quality were considered in this part. After the data collection was cleaned, statistical analysis could begin. These datasets were retrieved from the Census Bureau's developing data and Kids Count Data Center that are publicly dissemination platform.

It contained many attributes such as population, election vote results, congressional districts area, health insurance, inspection results, poverty, education, employment, and income of Texas. These datasets were obtained as a CSV file, which made it easier to load into various tools. The datasets represented an inspection that occurred between 2010 and 2019. Thus, this research can retrieve an abundance of information regarding the effect of gerrymandering on quality of life in Texas.

## E. results

All 10 redistricting events that took place in Texas in the decades between 1973 and 2013. The recent congressional district boundary was set up in 2013 (congress 113th). The seats of Texas gain 4 seats from 32 (Republican 23 and Demarcation 9) to 36 seats (Republican 24 and Demarcation 12). According to shape of boundary, people have suspected gerrymandering on 2nd, 7th, 18th, 29th, 33rd and 35th congressional district of Texas. Most of those congressional districts were the seats of Demarcation in the recent election (congress 177th) with the voted over 65 percent except congestion district 2nd of Texas where people voted Republican.

## REFERENCES

- [1] M. Heidari, J. H. J. Jones, and O. Uzuner, "Offensive behaviour detection on social media platforms by using natural language processing models," 2021.
- [2] S. Zad, M. Heidari, J. H. J. Jones, and O. Uzuner, "Emotion detection of textual data: An interdisciplinary survey," in *IEEE 2021 World AI IoT Congress, AIIoT2021*, 2021.
- [3] A. Adekunle, M. Meehan, D. Rojas-Alvarez, J. Trauer, and E. McBryde, "Delaying the COVID-19 epidemic in australia: evaluating the effectiveness of international travel bans," *Australian and New Zealand Journal of Public Health*, vol. 44, pp. 257–259, July 2020.
- [4] M. Heidari, S. Zad, B. Berlin, and S. Rafatirad, "Ontology creation model based on attention mechanism for a specific business domain," in *IEEE 2021 International IOT, Electronics and Mechatronics Conference, IEMTRONICS 2021*, 2021.
- [5] M. Bielecki, D. Patel, J. Hinkelbein, M. Komorowski, J. Kester, S. Ebrahim, A. J. Rodriguez-Morales, Z. A. Memish, and P. Schlagenhaut, "Air travel and COVID-19 prevention in the pandemic and peripandemic period: A narrative review," *Travel Medicine and Infectious Disease*, vol. 39, p. 101915, Jan. 2021.
- [6] M. Heidari and J. H. Jones, "Using bert to extract topic-independent sentiment features for social media bot detection," in *2020 11th IEEE Annual Ubiquitous Computing, Electronics Mobile Communication Conference (UEMCON)*, pp. 0542–0547, 2020.
- [7] M. Chinazzi, J. T. Davis, M. Ajelli, C. Gioannini, M. Litvinova, S. Merler, A. P. y Piontti, K. Mu, L. Rossi, K. Sun, C. Viboud, X. Xiong, H. Yu, M. E. Halloran, I. M. Longini, and A. Vespignani, "The effect of travel restrictions on the spread of the 2019 novel coronavirus (COVID-19) outbreak," *Science*, vol. 368, pp. 395–400, Mar. 2020.
- [8] S. Zad, M. Heidari, J. H. J. Jones, and O. Uzuner, "A survey on concept-level sentiment analysis techniques of textual data," in *IEEE 2021 World AI IoT Congress, AIIoT2021*, 2021.
- [9] M. Heidari and S. Rafatirad, "Using transfer learning approach to implement convolutional neural network model to recommend airline tickets by using online reviews," in *2020 15th International Workshop on Semantic and Social Media Adaptation and Personalization (SMA)*, pp. 1–6, 2020.
- [10] M. Heidari, J. H. J. Jones, and O. Uzuner, "Misinformation detection model to prevent spread of the covid-19 virus during the pandemic," 2021.
- [11] S. H. Bae, H. Shin, H.-Y. Koo, S. W. Lee, J. M. Yang, and D. K. Yon, "Asymptomatic transmission of SARS-CoV-2 on evacuation flight," *Emerging Infectious Diseases*, vol. 26, pp. 2705–2708, Nov. 2020.
- [12] E. M. Choi, D. K. Chu, P. K. Cheng, D. N. Tsang, M. Peiris, D. G. Bausch, L. L. Poon, and D. Watson-Jones, "In-flight transmission of SARS-CoV-2," *Emerging Infectious Diseases*, vol. 26, pp. 2713–2716, Nov. 2020.
- [13] N. C. Khanh, P. Q. Thai, H.-L. Quach, N.-A. H. Thi, P. C. Dinh, T. N. Duong, L. T. Q. Mai, N. D. Nghia, T. A. Tu, L. N. Quang, T. D. Quang, T.-T. Nguyen, F. Vogt, and D. D. Anh, "Transmission of SARS-CoV 2 during long-haul flight," *Emerging Infectious Diseases*, vol. 26, pp. 2617–2624, Nov. 2020.
- [14] T. W. Russell, J. T. Wu, S. Clifford, W. J. Edmunds, A. J. Kucharski, and M. Jit, "Effect of internationally imported cases on internal spread of COVID-19: a mathematical modelling study," *The Lancet Public Health*, vol. 6, pp. e12–e20, Jan. 2021.
- [15] S. Chen, S. Owusu, and L. Zhou, "Social network based recommendation systems: A short survey," in *2013 International Conference on Social Computing*, pp. 882–885, 2013.
- [16] S. Lin, C. Liu, and Z.-K. Zhang, "Multi-tasking link prediction on coupled networks via the factor graph model," in *IECON 2017 - 43rd Annual Conference of the IEEE Industrial Electronics Society*, pp. 5570–5574, 2017.
- [17] M. Heidari, J. H. J. Jones, and O. Uzuner, "Deep contextualized word embedding for text-based online user profiling to detect social bots on twitter," in *IEEE 2020 International Conference on Data Mining Workshops (ICDMW), ICDMW 2020*, 2020.
- [18] Y. Chu, F. Huang, H. Wang, G. Li, and X. Song, "Short-term recommendation with recurrent neural networks," in *2017 IEEE International Conference on Mechatronics and Automation (ICMA)*, pp. 927–932, 2017.
- [19] C. Yang, X. Chen, T. Song, B. Jiang, and Q. Liu, "A hybrid recommendation algorithm based on heuristic similarity and trust measure," in *2018 17th IEEE International Conference On Trust, Security And Privacy In Computing And Communications/ 12th IEEE International Conference On Big Data Science And Engineering (TrustCom/BigDataSE)*, pp. 1413–1418, 2018.
- [20] S. Ji and J. Liu, "Interpersonal ties and the social link recommendation problem," in *2019 6th International Conference on Systems and Informatics (ICSAI)*, pp. 456–462, 2019.
- [21] M. Heidari and S. Rafatirad, "Bidirectional transformer based on online text-based information to implement convolutional neural network model for secure business investment," in *IEEE 2020 International Symposium on Technology and Society (ISTAS20), ISTAS20 2020*, 2020.
- [22] J. Wang, H. Song, and X. Zhou, "A collaborative filtering recommendation algorithm based on biclustering," in *2015 IEEE International Conference on Cyber Technology in Automation, Control, and Intelligent Systems (CYBER)*, pp. 803–807, 2015.
- [23] S. Chen, S. Owusu, and L. Zhou, "Social network based recommendation systems: A short survey," in *2013 International Conference on Social Computing*, pp. 882–885, 2013.
- [24] M. Heidari and S. Rafatirad, "Semantic convolutional neural network model for safe business investment by using bert," in *IEEE 2020 Seventh International Conference on Social Networks Analysis, Management and Security, SNAMS 2020*, 2020.
- [25] A. Gatzoura, J. Vinagre, A. M. Jorge, and M. Sánchez-Marrè, "A hybrid recommender system for improving automatic playlist continuation," *IEEE Transactions on Knowledge and Data Engineering*, vol. 33, no. 5, pp. 1819–1830, 2021.
- [26] Z. Liao, Y. Song, Y. Huang, L.-w. He, and Q. He, "Task trail: An effective segmentation of user search behavior," *IEEE Transactions on Knowledge and Data Engineering*, vol. 26, no. 12, pp. 3090–3102, 2014.
- [27] M. Heidari, J. H. J. Jones, and O. Uzuner, "An empirical study of machine learning algorithms for social media bot detection," in *IEEE 2021 International IOT, Electronics and Mechatronics Conference, IEMTRONICS 2021*, 2021.
- [28] C.-Y. Chi, Y.-S. Wu, W.-r. Chu, D. C. Wu, J. Y.-j. Hsu, and R. T.-H. Tsai, "The power of words: Enhancing music mood estimation with textual input of lyrics," in *2009 3rd International Conference on Affective Computing and Intelligent Interaction and Workshops*, pp. 1–6, 2009.
- [29] A. Gatzoura, J. Vinagre, A. M. Jorge, and M. Sánchez-Marrè, "A hybrid recommender system for improving automatic playlist continuation," *IEEE Transactions on Knowledge and Data Engineering*, vol. 33, no. 5, pp. 1819–1830, 2021.
- [30] H. Yang, C. He, H. Zhu, and W. Song, "Prediction of slant path rain attenuation based on artificial neural network," in *2000 IEEE International Symposium on Circuits and Systems (ISCAS)*, vol. 1, pp. 152–155 vol.1, 2000.
- [31] M. Heidari, S. Zad, and S. Rafatirad, "Ensemble of supervised and unsupervised learning models to predict a profitable business decision," in *IEEE 2021 International IOT, Electronics and Mechatronics Conference, IEMTRONICS 2021*, 2021.